

Contractors

HICKMAN

an MTL company

**PRE-ENGINEERED
EDGE METAL
SOLUTIONS**



www.HickmanEdgeSystems.com | 828-676-1700

**Streamlining your projects.
Satisfying your customers.**



REDUCING LABOR COSTS & GROWING YOUR PROFITS

Finding the right products that will meet the building requirements, fit within your schedule, and most importantly reduce your labor time can make a big difference to your bottom line. This is especially true in the case of roofing—one of the last steps in the construction process, when time is at a premium.

Contrary to your typical shop fabricated metal, Hickman's pre-engineered roof edge systems are designed to maximize contractor efficiencies. With a simple installation process, provided fasteners with all major products, and little on-site fabrication required, you can move on to your next project quicker.

Learn more about our roof edge and for your next project by visiting www.hickmanedgesystems.com or contact a roofing specialist at 828-676-1700.



**FASCIA | COPING
WOOD NAILER ALTERNATIVES
WATER CONTROL | ACCESSORIES**

We help you stay on schedule with multiple manufacturing facilities and on-hand standard inventory to get your product in your hands sooner, and a nationwide support network. And it all comes with the confidence of being backed by the best wind and performance warranties in the industry.

With Hickman Edge Systems, you keep your project moving, your customers happy and your bottom line strong.

**THE INDUSTRY'S LARGEST
PORTFOLIO OF TESTED
ROOFING AND BUILDING
ENVELOPE SOLUTIONS.**

Designed to Provide Simple
Installation and Labor Savings

Multiple Manufacturing Facilities &
Onsite Inventory

Quick-to-Ship Options Available

Backed by the Strongest
Warranties in the Industry

ANSI/SPRI/FM 4435/ES-1,
FM, and Maimi-Dade County Approved

TERMINEDGE FASCIA PRODUCTS














Hickman's TerminEdge fascia products combine custom engineering and superior performance with an attractive appearance.

The patented design of our extruded aluminum anchor bar on TerminEdge EX, XT, HG, and Canted Fascia, securely terminates the membrane—providing protection superior to any other shop-fabricated roof edge. Simplify your projects with the high quality, economical prices, and quick-to-ship convenience you will get with our TerminEdge and TerminEdge One fascia products.






TERMINEDGE FASCIA ADVANTAGES

- Includes manufacturer's wind warranty
- Simple, snap-on cover; no crimping needed on most fascia products
- Eliminates stripping-in or heat welding on most fascia products
- Manufactured in 12' lengths with pre-punched holes to reduce installation time
- Multiple colors, materials, and sizes available
- Includes all fasteners to ensure proper install and lower material costs

PRODUCT LINE	 EX	 EX MB	 XT	 XT MB	 HG	 HG MB
VERSIONS	<ul style="list-style-type: none"> • Single-Ply • Single-Ply With Butyl Strip 	Built-up or Modified	Single-Ply	Built-up or Modified	<ul style="list-style-type: none"> • Single-Ply • Single-Ply With Butyl Strip 	Built-up or Modified
COVER MATERIALS	24 ga., 22 ga. .040"	24 ga., 22 ga. .040"	22 ga. .050", .063"	22 ga. .050", .063"	24 ga., 22 ga. .040", .050", .063"	24 ga., 22 ga. .040", .050", .063"
WIND WARRANTY	Lifetime, 215 MPH	Lifetime, 215 MPH	Lifetime, 215 MPH	Lifetime, 215 MPH	Lifetime, 215 MPH	Lifetime, 215 MPH
ANSI/SPRI/FM 4435/ES-1	X	X	X	X	X	X
FM APPROVED	X	X	X	X	X	X
MIAMI-DADE COUNTY	X	X	X	X	X	X

PRODUCT LINE	 CANTED EX WD	 CANTED EX	 CANTED XT WD	 CANTED XT	 DRIP EDGE EX
VERSIONS	Galvanized Waterdam	Existing Beveled Wood Nailer	Galvanized Waterdam	Existing Beveled Wood Nailer	<ul style="list-style-type: none"> • Flat Flange • Pitched Flange
COVER MATERIALS	24 ga., 22 ga. .040", .050", .063"	24 ga., 22 ga. .040", .050", .063"	22 ga. .050", .063"	22 ga. .050", .063"	24 ga., 22 ga. .040"
WIND WARRANTY	Lifetime, 215 MPH	Lifetime, 215 MPH	Lifetime, 215 MPH	Lifetime, 215 MPH	Lifetime, 215 MPH
ANSI/SPRI/FM 4435/ES-1	X		X		X
FM APPROVED	X		X		X
MIAMI-DADE COUNTY	X		X		X

TERMINEDGE & TERMINEDGE ONE FASCIA PRODUCTS

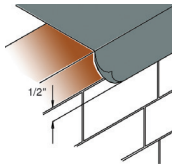
PRODUCT LINE					
	TERMINEDGE	TERMINEDGE ONE	TERMINEDGE ONE MB	TERMINEDGE ONE EXTENDED	TERMINEDGE ONE EXTENDED MB
VERSIONS	Single-Ply	Single-Ply	Built-up or Modified	Single-Ply	Built-up or Modified
COVER MATERIALS	24 ga., 22 ga. .040", .050", .063"	24 ga., 22 ga. .040", .050", .063"	24 ga., 22 ga. .040", .050", .063"	22 ga. .050", .063"	22 ga. .050", .063"
WIND WARRANTY	20 Year, 120 MPH	20 Year, 120 MPH	20 Year, 120 MPH	20 Year, 120 MPH	20 Year, 120 MPH
ANSI/SPRI/FM 4435/ES-1	X	X*	X*	X	X
FM APPROVED	X	X*	X*	X	X
MIAMI-DADE COUNTY	X	X*	X*	X	X

*Tested in 24 ga. 22 ga. and .040" Only

5-STEP EASY INSTALLATION TerminEdge One Fascia (Single-Ply)

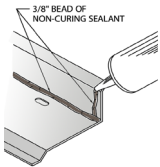
STEP 1

Place membrane over roof edge, fully covering nailer.



STEP 2

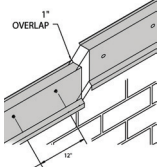
Apply sealant to rail (shown with inside face up).



RAIL SHOWN WITH INSIDE FACE UP.

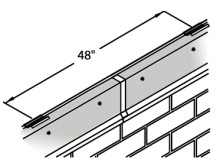
STEP 3

Fasten base rail to nailer through provided slots.



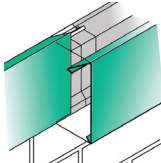
STEP 4

Place spring clips every 4 feet on-center (typical).






STEP 5



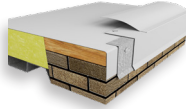


Remove protective film from cover; snap onto base rail.



OTHER FASCIA PRODUCTS

Versatile & Economical in a Range of Designs, Colors, & Finishes

PRODUCT LINE	 ECONOSNAP	 ECONOCRIMP	 SAFEGUARD NP
VERSIONS	Single-Ply, Snap-on	Single-Ply, Crimp-on	Built-up or Modified
COVER MATERIALS	24 ga., 22 ga. .040", .050", .063"	24 ga., 22 ga. .040", .050", .063"	24 ga. 22 ga. .040", .050", .063"
WIND WARRANTY	20 Year, 120 MPH	20 Year, 120 MPH	20 Year, 120 MPH
ANSI/SPRI/FM 4435/ES-1	X	X	X
FM APPROVED	X	X	X
MIAMI-DADE COUNTY	X	X	X

PRODUCT LINE	 DRIP EDGE	 PVC/TPO DRIP EDGE	 SKIRTED PVC/TPO DRIP EDGE	 MBED-B	 GRAVEL STOP
VERSIONS	Kynar	PVC or TPO Coated	PVC or TPO Coated with Factory Applied-Flashing	Built-up or Modified	Kynar
COVER MATERIALS	24 ga., 22 ga. .040", .050", .063"	24 ga. with PVC or TPO Coating	24 ga. with PVC or TPO Coating	24 ga., 22 ga. .040", .050", .063"	24 ga., 22 ga. .040", .050", .063"
WIND WARRANTY	10 Year, 90 MPH	10 Year, 90 MPH	10 Year, 90 MPH	10 Year, 90 MPH	10 Year, 90 MPH
ANSI/SPRI/FM 4435/ES-1	X	X	X	X	X
FM APPROVED	X	X	X	X	X
MIAMI-DADE COUNTY	X	X	X	X	X



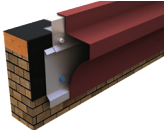
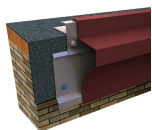


CREATIVE DESIGN SERIES

Design-Friendly Roof Edges That Inspire

Our Creative Design fascia products allow you to choose from unique designs that are perfect for a variety of commercial buildings. These fascia products deliver superior performance and are available in a variety of designs, colors, and materials.


CDS FASCIA ADVANTAGES

- 20 Year, 120 MPH Wind Warranty
- Looks great without complicated installation or stripping-in or heat welding
- Factory fabricated miters eliminates the need for field fabrication, providing time and labor savings

PRODUCT LINE						
	BULLNOSE	BULLNOSE MB	CORNICE	CORNICE MB	SHADOWLINE	SHADOWLINE MB
VERSIONS	Single-Ply	Built-up or Modified	Single-Ply	Built-up or Modified	Single-Ply	Built-up or Modified
COVER MATERIALS	24 ga., .040"	24 ga., .040"	22 ga. .050", .063"	22 ga. .050", .063"	22 ga. .050", .063"	22 ga. .050", .063"
WIND WARRANTY	20 Year, 120 MPH	20 Year, 120 MPH	20 Year, 120 MPH	20 Year, 120 MPH	20 Year, 120 MPH	20 Year, 120 MPH
ANSI/SPRI/FM 4435/ES-1	X	X				
FM APPROVED						
MIAMI-DADE COUNTY						



ELIMINAILER-T & EDGEBOX RI






Hickman's wood nailer alternative products make using a wood nailer obsolete. The roof perimeter and corners serve as the first line of defense against severe winds, rain, hail, storms, tornados, hurricanes, and much more. If the edge fails, the entire roof system is in jeopardy.

Replacing old wood nailers at the building perimeter with Eliminailer-T or EdgeBox RI significantly reduces the risk of failure and helps protect the entire roof system from costly damages and blow off.

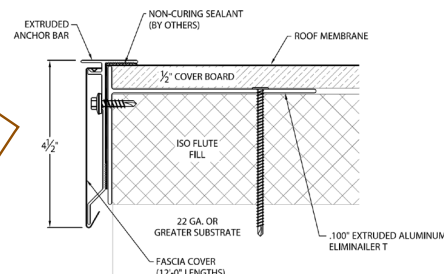
WOOD NAILER ALTERNATIVE ADVANTAGES

- Includes manufacturer's wind warranty
- Made with heavy gauge materials that will not warp, crack, split, rot, or deform
- Easy, precise installation with pre-punched holes and fasteners, installing faster than wood nailer
- Continuous insulation to the roof edge
- Used for a variety of applications including simplifying metal roof retrofit projects

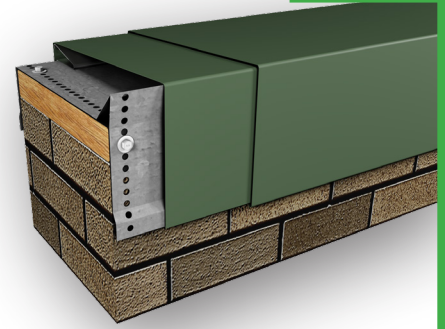
PRODUCT LINE	 ELIMINAILER-T	 ELIMINAILER-T FOR METAL RETROFITS	 EDGEBOX RI
VERSIONS	<ul style="list-style-type: none"> • 1.5" x 2.5" • 1.5" x 5.5" • 3" x 2.5" • 3" x 5.5" • 5.2" x 4" • 5.2" x 5.5" 	<ul style="list-style-type: none"> • 1.5" x 5.5" • 3" x 5.5" (Pitched or Non-Pitched)	<ul style="list-style-type: none"> • 3.5" Min/16" Max (Width) • 1.25" Min/16" Max (Height)
MATERIALS	Heavy Gauge Aluminum	Heavy Gauge Aluminum	20 ga. Galv. Steel (Spines required when over 6")
WIND WARRANTY	Lifetime, 215 MPH	Lifetime, 215 MPH	Lifetime, 215 MPH
ANSI/SPRI/FM 4435/ES-1	X	X	X*
FM APPROVED	X	X	X*
MIAMI-DADE COUNTY	X	X	X*

* Tested up to 4.5" (Height) and 5.5" (Width)

ELIMINAILER-T FOR FLUTE-FILLED FEAT. TERMINEDGE DRIP EDGE EX



PERMASNAP COPING










Proven Protection and a Perfect Fit

Continuing a tradition of innovative, rigorously tested roof edge systems, PermaSnap coping products are a fine complement to your building's natural aesthetics. A variety of options, including standard and custom colors as well as anodized finishes, accommodate multiple roof conditions. It's exactly what you need for your building: the right design, the right quality, the right price—and easy to install.


PERMASNAP ADVANTAGES

- Includes manufacturer's wind warranty
- Reduces labor time and costs with simple, snap-on installation
- Prefabricated miters, fasteners, and accessories ensure proper fit and eliminates field fabrication
- Facilitates correct placement and proper thermal movement with slotted fastening holes

PRODUCT LINE							
	PREMIER PLUS	PERMASNAP PLUS	PREMIER	PERMASNAP	SINGLE CANTILEVER	DOUBLE SLOPE	CONTINUOUS CLEAT
VERSIONS	<ul style="list-style-type: none"> • Tapered • Flat • Existing Slope 	<ul style="list-style-type: none"> • Tapered • Flat • Existing Slope 	<ul style="list-style-type: none"> • Tapered • Flat • Existing Slope 	<ul style="list-style-type: none"> • Tapered • Flat • Existing Slope 	<ul style="list-style-type: none"> • Single • Double 	<ul style="list-style-type: none"> • Tapered • Existing Slope 	<ul style="list-style-type: none"> • Tapered • Flat • Existing Slope
WIND WARRANTY	Lifetime, 215 MPH	20-Year, 120 MPH	20-Year, 120 MPH	20-Year, 120 MPH	20-Year, 120 MPH	20-Year, 120 MPH	20-Year, 120 MPH
COVER MATERIALS	24 ga., 22 ga. .040", .050", .063"	24 ga., 22 ga. .040", .050", .063"	24 ga., 22 ga. .040", .050", .063"	24 ga., 22 ga. .040", .050", .063"	24 ga., 22 ga. .040", .050", .063"	24 ga., 22 ga. .040", .050", .063"	24 ga., 22 ga. .040", .050", .063"
DESIGN ELEMENTS	16 ga. Clip Flush Face Snap-on	16 ga. Clip Inside Flush; Outside Drip Snap-on	20 ga. Clip Flush or Drip Snap-on	20 ga. Clip Inside Flush; Outside Drip Snap-on	16 ga. Clip/ 20 ga. Riser Flush Face Snap-on	20 ga. Clip Flush or Drip Snap-on	20 ga Cleat (Inside and Outside) Crimp-on
TESTED MAX WALL WIDTH	24" (.040"/24 ga.) 32" (.050"/.063"/22 ga.)	24"	16"	16"	24"*	N/A	24"
ANSI/SPRI/FM 4435/ES-1	X	X	X	X	X*		X
FM APPROVED	X		X		X*		X
MIAMI-DADE COUNTY	X		X		X*		X

* Single Version Only

ROOFER'S EDGE COPING




Coping with Your Budget, Schedule, and Time in Mind

Developed with contractors in mind, Roofer's Edge Coping is a great alternative to shop-fabricated coping – economically priced, yet made to exacting standards. Our fast lead times and easy installation translate directly into decreased labor costs and enable you and your team to move on to other projects more quickly.

ROOFER'S EDGE ADVANTAGES

- 10 Year, 90 MPH Wind Warranty
- Versions: Tapered, Flat, Existing Slope
- Cover Materials: 24 ga. and .040"
- ANSI/SPRI/FM 4435/ES-1 tested (Up to 20" Wall Width)
- Lowers labor costs and improves productivity with fast lead times and easy installation

CREATIVE DESIGN SERIES



Design-Friendly Options to Match Your Building

Creative Design Series is perfect for any commercial building. With its unique designs, it is sure to complement any high-profile building projects.

CDS COPING ADVANTAGES

- 20 Year, 120 MPH Wind Warranty
- Versions: Box Face, Bullnose, Cornice, Leak-Tite, Shadowline, Stone-Look
- Looks great without complicated installation
- Prefabricated miters and accessories ensure proper fit and eliminate field fabrication
- Shadowline Coping: ANSI/SPRI/FM 4435/ES-1 Tested (Up to 16" Wall Width)

WATER CONTROL







Superior Water Drainage in Any Weather Conditions

Unique design, superior roof drainage, and attractive appearance make Hickman Wind Resistant Gutters and downspouts stand out from the crowd. Hickman Wind Resistant Gutters are specifically engineered and tested to meet the requirements of the ANSI/SPRI GT-1 Standard for Gutter Systems Used with Low-Slope Roofs. The design incorporates a 1" wide extruded internal gutter hanger for strength and support. It also reduces the torque of the metal with expansion and contraction in temperature changes.

WATER CONTROL ADVANTAGES

- Includes manufacturer's wind warranty
- ANSI/SPRI/GT-1 tested to comply with International Building Code (Wind Resistant Gutters ONLY)
- Slotted fastening holes to ensure correct fastener placement and spacing
- Prefabricated miters, fasteners, and accessories ensure proper fit and eliminates field fabrication

PRODUCT LINE	 WIND RESISTANT GUTTER*	 GUTTERS	 DOWNSPOUTS	 DOWNSPOUTS
VERSIONS	<ul style="list-style-type: none"> • Offset • Chamfer • Box 	<ul style="list-style-type: none"> • Half Round • K-Style 	<ul style="list-style-type: none"> • Box • Open Face 	<ul style="list-style-type: none"> • Round • Corrugated
MATERIALS	24 ga. 22 ga. .040", .050", .063"	24 ga. 22 ga. .032", .040", .050"	24 ga. 22 ga. .040", .050", .063"	24 ga. 22 ga. .032", .040", .050"
WIND WARRANTY	30 Year, 160 MPH	10 Year, 90 MPH	5 Year Workmanship	5 Year Workmanship
ANSI/SPRI GT-1	X		N/A	N/A
FM APPROVED	X		N/A	N/A
MIAMI-DADE COUNTY	X		N/A	N/A

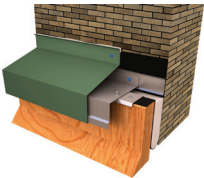





* Gutters are available in 10"-13", but do not have any testing, approvals, or wind warranty.

See accessories for information on other water drainage solutions.











ACCESSORIES

High-Quality Products to Complete Your Roofing Projects











Designed to provide long-lasting performance, Hickman’s accessories supply the flexibility to fit any project. Easy to install, our accessories are effective as a complement to our other product lines or as a stand-alone application. Each product comes with a 5-year workmanship warranty and offers the performance and consistency you and your customers rely on.

<p>PRODUCT LINE</p>	 <p>PERMASPAN EXPANSION JOINTS</p>	 <p>REGLETS</p>	 <p>T-BAR</p>
<p>VERSIONS</p>	<ul style="list-style-type: none"> • Roof to Wall • Roof to Roof • Roof to Wall (3-Axis) • Roof to Roof (3-Axis) 	<p>1 piece</p> <ul style="list-style-type: none"> • In-Wall Surface Mount • Surface Mount <p>2 pieces</p> <ul style="list-style-type: none"> • In-Wall Drive-Lock • Drive-Lock • Thru-Wall 	<ul style="list-style-type: none"> • T-Bar Fascia • Extruded • Formed • Paver
<p>PRODUCT LINE</p>	 <p>DRAIN BAR</p>	 <p>WATER DRAINAGE</p>	 <p>OTHER</p>
<p>VERSIONS</p>	<ul style="list-style-type: none"> • Flow-Thru • Eco-Edge 	<ul style="list-style-type: none"> • Thru-Wall Scupper • Conductor Heads • Thru-Wall Scuppers w/ Conductor Head • Eco-Edge Inspection Chamber 	<ul style="list-style-type: none"> • Ledge Cap (shown) <ul style="list-style-type: none"> • Soffit Cleat • Lightning Rod Brackets <ul style="list-style-type: none"> • Extender • Extender with Offset










Express Colors *

				
Almond	Bone White	Cityscape	Clear Anodized	Dark Bronze
				
Medium Bronze	Sandstone	Sierra Tan	Slate Gray	Stone White

Standard Colors

				
Cardinal (Regal) Red	Charcoal (Charcoal Gray)	Colonial Red	Evergreen	Forest (Sherwood) Green
				
Granite	Hartford Green	Hemlock Green	Hunter Green	Interstate (Regal) Blue
				
Mansard Brown	Matte Black ▲	Glossy Black ▲	Midnight (Extra Dark) Bronze	Musket Gray
				
Patina Green ▲	Sky (Military) Blue	Slate Blue	Terra Cotta	

Premium Colors

				
Aged Copper	Award Blue	Champagne (Metallic)	(Classic) Copper Penny	Sand Stone ■★
				
Silver (Metallic)	Silversmith	Weathered Zinc	Zinc	

* = Also in Mill Finish
 ■ = Post-Painted
 ▲ = Must Specify Supplier
 ★ = Available in 3 Other Stone Colors

Our colors are deep, rich and true. Made of Valspar's Fluropon® High Performance Hylar 5000®/Kynar 500® finish, they offer the ultimate in resistance against fading and weathering. Custom colors are also available.

THE INDUSTRY'S BEST WARRANTIES



Guaranteeing the Safety of Our Customers, Friends, & Family

Because every Hickman product is carefully designed, fabricated, and tested, we stand by our quality with industry leading wind and performance warranties. Hickman warranties are for replacement or repair of any portion of the system that has failed due to a defect in Hickman supplied materials. Covers the roof edge for the number of years listed on the roof on which it was originally installed.

PRODUCT LINE	LIFETIME, 215 MPH	30 YEAR, 160 MPH	20 YEAR, 120 MPH	10 YEAR, 90 MPH	KYNAR 500® PAINT	5 YEAR WORKMANSHIP
ACCESSORIES					X	X
CREATIVE DESIGN FASCIA AND COPING			X		X	X
DRIP EDGE FASCIA (Kynar or PVC/TPO Coated)				X	X	X
ECONOSNAP and ECONOCRIMP FASCIA			X		X	X
ELIMINAILER-T AND EDGEBOX RI	X					X
GRAVEL STOP FASCIA				X	X	X
HALF ROUND AND K-STYLE GUTTER				X	X	X
MBED-B FASCIA				X	X	X
PERMASNAP COPING (All Except PermaSnap Premier Plus)			X		X	X
PERMASNAP PREMIER PLUS COPING	X				X	X
PERMASPAN EXPANSION JOINTS			X		X	X
ROOFER'S EDGE COPING				X	X	X
SAFEGUARD NP FASCIA			X		X	X
TERMINEDGE EX, XT, HG (Fascia and Drip Edge)	X				X	X
TERMINEDGE AND TERMINEDGE ONE FASCIA			X		X	X
WIND RESISTANT GUTTER		X			X	X

*All products listed above include a Kynar® Paint Warranty. Custom post-coated Kynar 500® colors are available with an included 10 year Kynar 500® finish warranty or a 20 year Kynar 500® finish warranty is available upon request.

REGIONAL TECHNICAL SERVICES



Complimentary Field Measurement, Takeoffs, & Training

Hickman's Regional Technical Services team is a nationwide team of technicians available to customers for complimentary measurements, job ordering, and training for contractors.

- Save time and money when our experts measure and order your jobs, reducing/eliminating errors
- Field measurement details provided by RTS protects the installing contractor from mismeasurement
- Ensure proper coverage of challenging components
- Expert technical advice on-site at no charge
- Products comply with ANSI/SPRI ES-1, FM, Miami Dade, and Florida Building Code for IBC compliance



THE FALCON ROOF MEASUREMENT TOOL

New Technology Revolutionizes Approaching the Roof Edge

Only available through our nationwide RTS team, The Falcon Roof Measurement Tool expedites the entire process of measuring the roof perimeter, including quoting, delivery, and installation.

- Creates an illustrated roadmap to improve speed, efficiency, and accuracy of installation
- Precision within thousandths of an inch and tenths of a degree
- Hybrid clamping device accurately measures all parapet surfaces
- Radius, miters, transitions, end walls, and other unique and difficult details are simple to measure
- Labor savings increases capacity and gets you off the roof faster

**VISIT [HICKMANEDGESYSTEMS.COM/RTS](https://www.hickmanedgesystems.com/RTS)
TO SCHEDULE A VISIT TODAY!**

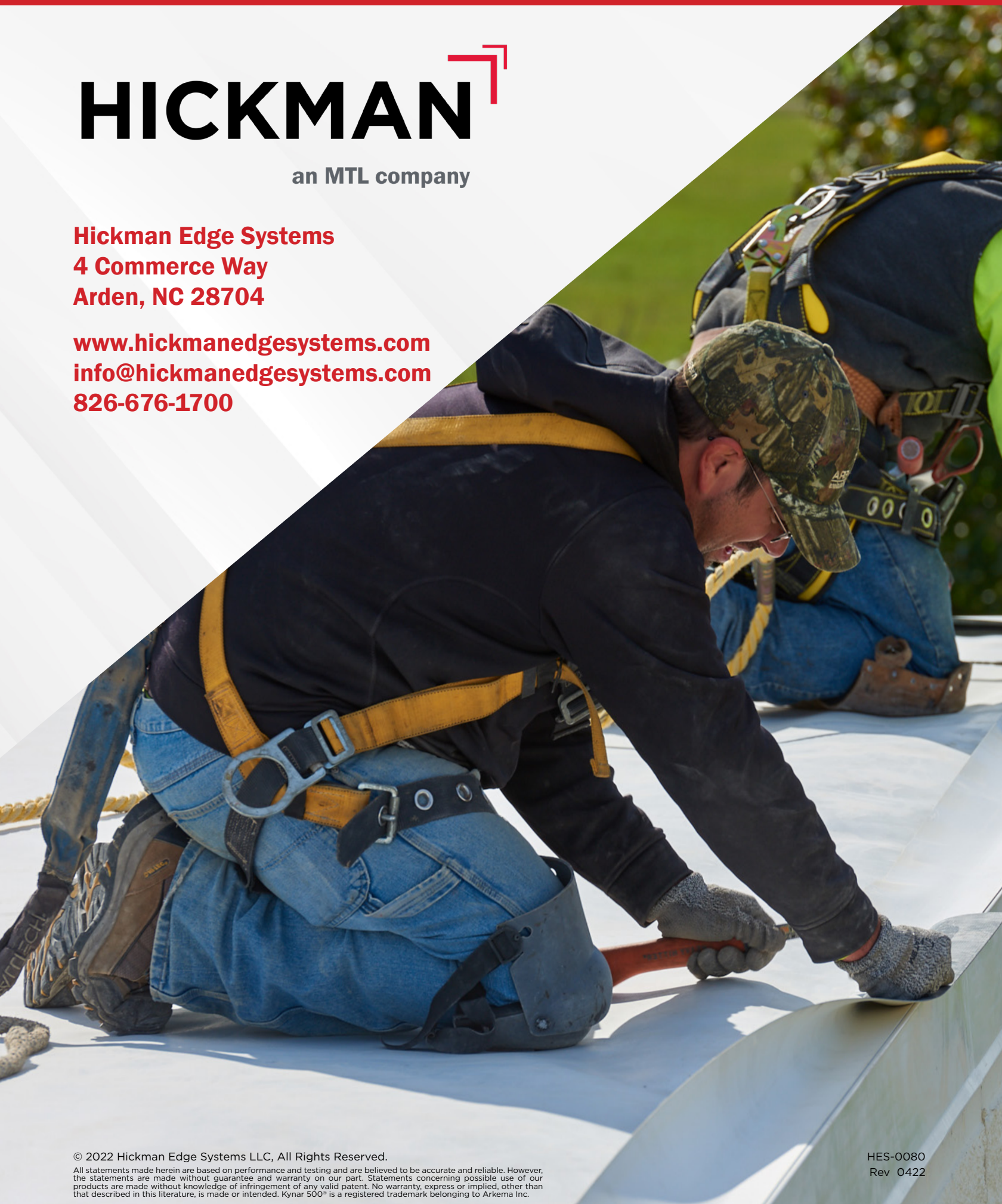


HICKMAN

an MTL company

Hickman Edge Systems
4 Commerce Way
Arden, NC 28704

www.hickmanedgesystems.com
info@hickmanedgesystems.com
826-676-1700



© 2022 Hickman Edge Systems LLC, All Rights Reserved.

All statements made herein are based on performance and testing and are believed to be accurate and reliable. However, the statements are made without guarantee and warranty on our part. Statements concerning possible use of our products are made without knowledge of infringement of any valid patent. No warranty, express or implied, other than that described in this literature, is made or intended. Kynar 500® is a registered trademark belonging to Arkema Inc.

HES-0080
Rev 0422